

How to bid on WCN's e-auctions

Login and password

To participate in WCN auctions, you must have an account on the wcn.pl website and use the email and password from the WCN website for authorization.

If you don't have an account, you can create one here:

<https://wcn.pl/auth/register>

If you have already created an account but have forgotten your password, you can reset it here:

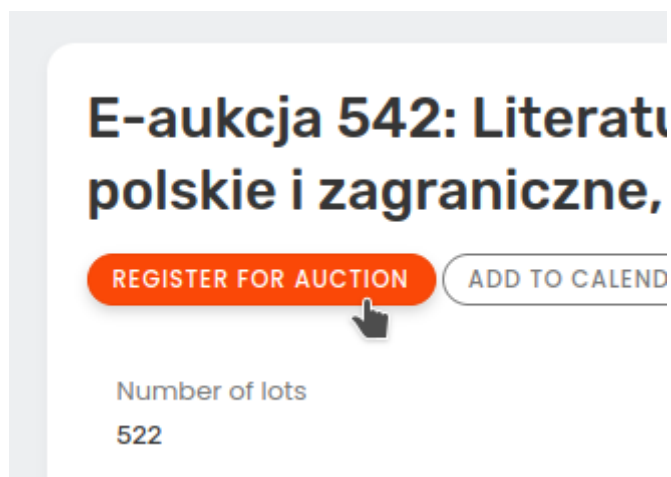
<https://wcn.pl/auth/remind>

The email and password will work correctly only if they can be used to correctly log in to the WCN website. You can check them by logging into the WCN website here:

<https://wcn.pl/auth/login>


Register for the auction

To sign up for the auction, click on the **Register for auction** button:



If you are not currently logged in with WCN data, a login window will open.


Log in



Use login credentials to WCN service

LOGIN AND BIDDING INSTRUCTIONS

E-mail*
myaddress@gmail.com

Password*
..... 

LOG IN

[Forgot password?](#)

CLOSE

After correct logging in, a page with regulations and basic information about the auction will open.

| | |
|-----------------|---|
| Credit limit | 10 000 PLN |
| Buyer's premium | 10.00 % |
| | <input type="checkbox"/> I agree to and c |
| | <input type="checkbox"/> I would like to re |

Accept the terms and conditions and click the **Register for auction** button. For WCN E-auctions, the default spending credit is PLN **10,000**. If you need more, you will be able to submit a request for an increase after signing up for the auction.

Bidding

Bidding takes place on the page of each item. Enter the maximum amount and click the **Bid** button

| | | | |
|-----|-------|-----|------------|
| PLN | 4 200 | .00 | BID |
|-----|-------|-----|------------|

On mobile devices, the bidding button is located at the bottom of the phone screen:

Lot description [SHOW ORIGINAL VERSION](#)

Grade: **XF**

Estimations: **6 500 PLN**

Reference: **DOC 2.2, Sear 1584**

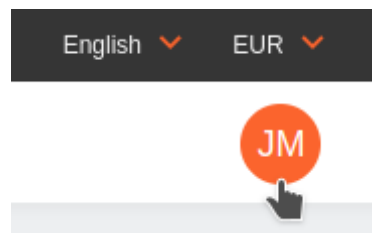
Byzantium

[Bid](#) [Note](#) [Favourites](#)

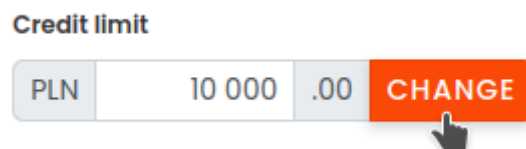
Bids are accepted only until the time specified for a given lot and it is not extended after submitting further bids. The bid for a given lot is won by the highest bid submitted before the countdown time expires. We recommend not to wait with the offer until the last seconds, because in the case of two identical offers, the order in which they are submitted determines the win.

Changing the credit limit

To send a request to change the credit of expenses, go to your profile by clicking on the icon with initials in the upper right corner of the screen:






Then find the current auction and click on it. Information about the auction and a form to submit a request for an increase in spending credit will appear.



My bids

The same screen displays the list of items you are bidding on:

| WON | | ALL |
|---------------|---|------------------------------------|
| No | | Name |
| 357525 |  | Polska podczas I Grade: II/III |
| 357273 |  | Liechtenstein, du Grade: I/I- |
| 355070 |  | Niemcy, 32 szylin Grade: I-/II+ |

Positions that you are currently winning are marked in green.

There is also information on current prices and submitted offers:

[PRINT LIST](#) [DOWNLOAD XLS](#)

| Start price | Offers | Price | |
|-------------|------------|------------|-------------|
| 180.00 PLN | 185.00 PLN | 185.00 PLN | ★ 🗨️ ✓ ✉️ 📊 |
| 900.00 PLN | - | 960.00 PLN | ★ 🗨️ ✓ ✉️ 📊 |
| 150.00 PLN | 150.00 PLN | 150.00 PLN | ★ 🗨️ ✓ ✉️ 📊 |
| | 335.00 PLN | | |

Auction summary

Emails with notification of winning lots are sent out about an hour after the end of the auction. Information on won and lost auctions, together with transfer details, are also available on the website in the **My Lots** or **My Auctions** tab.